



D. Y. Patil University

SYLLABUS OF MD GENERAL MEDICINE

- **GOAL**

A postgraduate in a general medicine is expected to diagnose and treat common medical illnesses and have a sufficient knowledge of rare diseases, advances and technologies in medicine. He should be able to manage medical emergencies and carry out research and undergraduate medical teaching.

- **OBJECTIVES:** To achieve the goal following objectives must be fulfilled:

- A. COGNITIVE DOMAIN:**

1. Proper history, examination and diagnosis.
2. Relevant investigations, their interpretation with reasonable accuracy.
3. Appropriate treatment and early disposal.
4. Prompt diagnosis and management of emergencies.
5. Update knowledge
6. Teach and guide undergraduate (MBBS) students.
7. Carry out research and publication.

- B. PSYCHOMOTOR DOMAIN:**

- ❖ To perform diagnostic/ therapeutic procedures like central venous line insertion, lumbar puncture, pleural/ pericardial/ ascites tapping, bone marrow aspiration, liver/ kidney/ pleural biopsy, and interventions such as mechanical ventilation, tube thoracostomy, cardiopulmonary resuscitation, temporary pacing etc.
- ❖ To be familiar with complication of procedures and be equipped in their management.

- C. AFFECTIVE DOMAIN:**

1. Ethical principles during work
2. Seek and give consultation when required.
3. Sympathetic behavior with patients and their relatives.
4. Respects patients' rights and privileges.
5. Supplement information about their illness.
6. Consider seeking second opinion when requested by patients.
7. Develop communication skills to interact with colleagues, senior and paramedical staff.
8. To realize that patient management is a team work.



D. Y. Patil University

COURSE DESCRIPTION

Duration: 3 years Residency program

SCOPE OF TRAINING

Diseases related to general medicine, relevant radiology techniques, emergency and intensive care management, maintaining records, use of computers and basic research. Patient care in the settings of outdoor, day care, indoor, emergency and intensive/ critical care.

COURSE CONTENTS

1) Knowledge

- a. Applied basic science knowledge
- b. Diseases with reference to General Medicine (**appendix -1**)
- c. Recent advances
- d. Biostatistics and clinical epidemiology

2) Skills:-

- a. Decision making
- b. Diagnostic investigation and procedures
- c. Monitoring seriously ill patients
- d. Counseling patients and relatives
- e. Ability to teach undergraduate students
- f. Ability to carry out research

TEACHING & LEARNING ACTIVITIES

- a. Ward/OPD patient management
- b. Long and short topic presentations
- c. Ward rounds, case presentations and discussions
- d. Clinico-radiological and clinico-pathological conferences
- e. Journal conferences
- f. PG Case presentation clinic
- g. Research review
- h. In-house and guest lectures
- i. Conferences, symposia, seminars and CMEs
- j. Participations in workshops, updates, conferences
- k. Teaching undergraduates
- l. Use and maintenance of biomedical equipments



D. Y. Patil University

STRUCTURED TRAINING PROGRAMME

(Broadly conceived):

1. First Year Residency:
 - a. Outpatients/inpatients care
 - b. Managing medical emergencies
 - c. Learning diagnostic/ therapeutic procedures and interventions
 - d. Interpreting Reports
 - e. Starting Dissertation
 - f. Use of computers in medicine
2. Second Year Residency:
 - a. Outpatients/inpatients care
 - b. Rotation (six months to one year) in existing allied specialities such as Cardiology, Neurology, Endocrinology, Hematology, Nephrology and MICU.
 - c. Conducting medical procedures independently.
 - d. Continuation of dissertation work.
3. Third Year Residency:-
 - a. Out-patients and in-patients care
 - b. Independent management of emergencies
 - c. Teaching junior Residents / under-graduate students enrolled in the subject
 - d. Finalization and submission of dissertation.

EVALUATIONS

Regular evaluation of the postgraduate will be carried out by assessment of postgraduate activity like case presentation, seminars etc. (**appendix-2**) and evaluation at the end of each clinical posting including superspeciality postings (**appendix-3**). The overall performance has to be to the satisfaction of the HOD for recommendation of candidature for MD examinations.


RECOMMENDED READING

Books-

- Harrison's Principles of Medicine
- Oxford Textbook of Medicine
- Cecil Textbook of Medicine

Reference Books:

- API Text Book of Medicine
- Wintrobe's Hematology
- Kelly's Textbook of Rheumatology
- Patten's Neurology
- Brain's Neurology



D. Y. Patil University

- Crofton and Douglas Respiratory Medicine
- Hepatology by Sheila Sherlock
- Electrocardiography by Shamroth
- Braunwauld's Cardiology
- Joslin Endocrinology
- Victor Adams Neurology
- Hurst Cardiology

Journals:

- Lancet
- British Medical Journal
- Chest
- ICMR Bulletin
- WHO Bulletin
- New England Journal of medicine
- Journal of Association of Physicians of India
- Journal of Postgraduate Medicine
- Annals of Internal Medicine
- APICON Medicine Update
- Medical Clinics of North America
- Indian Practitioner
- Journal of Applied Medicine
- Journal of General Medicine

UNIVERSITY EXAMINATIONS


After successful completion 3 Years' residency

**Evaluation Methods M.B.B.S. : Theory, Practical and Viva
MEDICINE:-**

Theory Examination: 400 marks

4 Papers : Each carrying 100 marks – 3 hrs duration

Paper	Syllabus to be included
Paper I	Basic Sciences in General Medicine, Genetics, Nutrition.
Paper II	Cardio-vascular system, Respiratory system Nephrology, Rheumatology, Immunology, Infectious diseases, Dermatology.
Paper III	Gastroenterology, Nervous system, Psychiatry, Hematology, Oncology, Endocrinology, Miscellaneous.
Paper IV	Recent Advances in General Medicine



D. Y. Patil University

Existing pattern of theory paper

D.Y.PATIL MEDICAL COLLEGE, KOLHAPUR			
M.D. (GENERAL MEDICINE)			
PRELIMINARY EXAMINATION 2012			
PAPER 1			
Day and Date:		Time:11.00 a.m. to 2.00 p.m.	Total marks : 100
1	a)		13
	b)		12
2	a)		13
	b)		12
3	a)		13
	b)		12
4	a)		13
	b)		12

MODEL QUESTION PAPER
MD (Medicine)
Paper-IV
Recent advances in Medicine

Max. Marks: 100

Time: 3 hrs

Attempt ALL questions
Answer each question & its parts in SEQUENTIAL ORDER
ALL questions carry equal marks i.e. 10 marks each
Illustrate your answer with SUITABLE DIAGRAMS

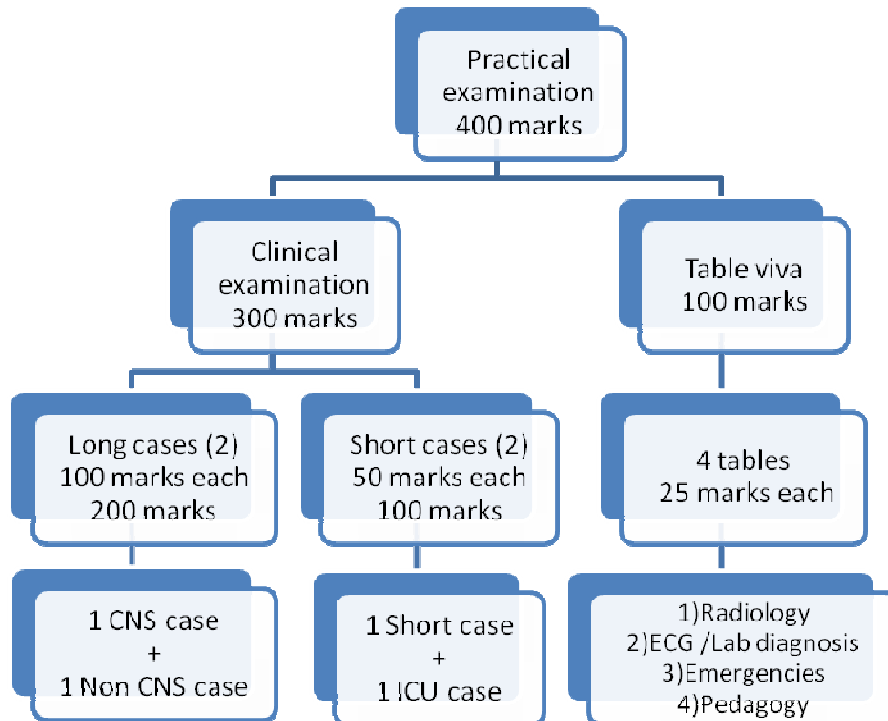
1	Discuss briefly about activated protein C. What is its current status in management of severe sepsis
2	Discuss HCV treatment challenges in patients co-infected with HIV.
3	Discuss HCV treatment challenges in patients co-infected with HIV.
4	Describe the role of recombinant factor VII a as a novel haemostatic agent.
5	Discuss Incretin biology and its present status in management of Type 2 diabetes
6	Enumerate the mechanisms of anemia in CRF and what are current recommendations for its management.
7	Discuss the present status of platelet ADP- receptor antagonists for Cardiovascular Disease
8	Describe current diagnostic and therapeutic strategies for pulmonary artery hypertension.
9	Discuss recent guidelines for prevention, diagnosis and treatment for ventilator associated pneumonia.
10	Enumerate the newer antiepileptic drugs. Discuss the role of surgery in Epilepsy.



Practical Examination:

Maximum 8 candidates to be examined per day

	Description	Marks	Preparation time	Assessment time
Long Cases (Two)	1 Neurologic case 1 non-neurologic case	100 each = 200	45 min each	20 min each
Short Cases(Two)	Of systems other than the systems of long cases (One ICU case)	50 each = 100	15 min each	10 min each
Viva (Four Tables)	Radiology (X-Rays, CT, MR)	25 marks		5 min
	ECG / Lab investigations	25 marks		5 min
	Therapeutics /Emergencies	25 marks		5 min
	Pedagogy on topic other than dissertation.	25 marks		5 min
Total practical		400 marks		





D. Y. Patil University

Appendix-1
Diseases in General Medicine

HAEMATOLOGY

- I. Red cell disorders- Approach to a patient with anemia, nutritional, iron deficiency, aplastic, megaloblastic, haemolytic anemia, (special emphasis on thalassemia & sickle cell anemia), hereditary spherocytosis, anemia of chronic disease, autoimmune hemolytic anemia, paroxysmal nocturnal hemoglobinuria, myelodysplastic syndromes, iron overload, and sideroblastic anaemias.
- II. White cell disorder- Eosinophilia, febrile neutropenia, approach to a patient with splenomegaly & lymphadenopathy, lymphomas, multiple myeloma & related plasma cell disorders, leukemias, hairy cell leukemia.
- III. Bleeding & coagulation disorders- Approach and investigations in patients with bleeding disorders, hemophilia, von willebrand's disease, immune thrombocytopenic purpura, vascular purpuras, henoch- schonlein purpura, thrombotic thrombocytopenic purpura, disseminated intravascular coagulation, anticoagulant and anti-platelet therapy.
- IV. Miscellaneous- Approach to a patient with thrombosis, blood groups, transfusion related diseases, blood transfusion reactions, blood component therapy, hematological manifestations of systemic diseases, drug induced hematological disorders, hypersplenism, chemotherapy, bone marrow transplantation, thrombophilias, platelet function disorders, estimation of hemoglobin/ total and differential white cell count/ erythrocyte sedimentation rate, preparation and staining of blood smears.

ENDOCRINE

- I. Disorders of glucose metabolism- Glucose metabolism, physiology of insulin & glucagon secretion, glucose tolerance test, diabetes mellitus, insulin preparations, hypoglycemia, glycosuria of causes other than diabetes mellitus, glucagon secreting tumors.



D. Y. Patil University

- II. Thyroid gland & its disorders Iodine metabolism, anatomy & physiology of thyroid gland, thyroid function tests, goiter, hypothyroidism and hyperthyroidism, myxedema, cretinism, thyroid carcinoma, other rare syndromes of thyroid dysfunction.
- III. Disorders of anterior pituitary Anatomy & physiology of various hormones & their regulation, acromegaly, gigantism, sheehan's syndrome.
- IV. Disorders of posterior pituitary-Anatomy and physiology, diabetes insipidus, syndrome of inappropriate anti-diuretic hormone (SIADH) secretion, obesity.
- V. Disorders of adrenal cortex-Regulation of secretion of glucocorticoids, mineralocorticoids & adrenal sex hormones, adrenal insufficiency, Cushing's syndrome, pheochromocytoma.
- VI. Miscellaneous-Dwarfism, Frohlich's syndrome, Lawrence Moon Biedel syndrome, anorexia nervosa & bulimia, hypothalamus in health & disease, Conn's disease, gynaecomastia, non-puerperal galactorrhoea, multiple endocrine neoplasia syndromes, hirsutism, adreno-genital syndromes, disorders of sexual differentiation.

CARDIO–VASCULAR SYSTEM

ECG & it's interpretation, diagnosis of arrhythmias & their management, ischaemic heart disease, hypertension, rheumatic fever & rheumatic heart disease, congenital heart diseases, heart failure, pericardial diseases, peripheral vascular diseases, deep vein thrombosis, cardiomyopathies, principles of echocardiography & abnormalities in common disorders, pacemakers, nuclear medicine in cardio-vascular disorders, tumors of the heart, aneurysm & dissection of the aorta, thoracic outlet syndrome, cardiac catheterisation, cardiac interventions.

RESPIRATORY SYSTEM

Approach to a patient of respiratory system involvement, pulmonary function tests, arterial blood gases, bronchoscopy, imaging studies, pulmonary angiography, therapeutic interventions: pulmonary artery embolisation/ video assisted thoracic surgery/ thoracotomy/ mediastinoscopy, diseases of the upper airway including avian influenza, bronchial asthma, occupational lung diseases, pneumoconioses, organic dusts & environmental carcinogens, pneumonia, bronchiectasis, obstructive airways diseases, interstitial lung diseases, diseases of the pleura: effusion/ pneumothorax/ empyema/ haemothorax, air pollution, respiratory failure, adult respiratory distress syndrome, severe acute respiratory syndrome (SARS), mechanical ventilation, mediastinal diseases, infections including tuberculosis, tumors, primary and metastatic carcinomas, hypersensitivity



D. Y. Patil University

pneumonitis, eosinophilic pneumonias, pulmonary hypertension, sleep apnea, pulmonary thromboembolism, lung transplant.

NERVOUS SYSTEM

Investigations: lumbar puncture/ cerebrospinal fluid examination/ electroencephalography/ evoked potentials/ nerve conduction studies/ electro-myography/ imaging studies/ angiography, migraine, seizures/ epilepsy, cerebrovascular diseases, sub-arachnoid haemorrhage, dementia, extra pyramidal disorders, Parkinson's disease, motor neurone disease, disorders of cranial nerves, meniers syndrome, benign positional vertigo, diseases of the spinal cord, cranio-vertebral anomalies, tumors of the nervous system, demyelinating diseases, meningitis, infections of nervous system, nutritional and metabolic disorders, central pontine myelinolysis, Wernicke's encephalopathy, alcoholic cerebral degeneration, pellagra, subacute combined degeneration, polyneuropathies, acute and chronic inflammatory demyelinating polyneuropathies, diabetic neuropathies, mononeuritis multiplex, mononeuropathy, leprosy, neuromuscular junction disorders including myasthenia gravis, myopathies (hereditary/ endocrine/ metabolic/ thyroid diseases/ parathyroid diseases/ diabetes mellitis), periodic paralysis, approach to a patient paralysis, dizziness & vertigo, diplopia, syncope and transient loss of consciousness, involuntary movements, delirium, ataxia, parasthesias & sensory loss, unconsciousness, bowel & bladder abnormalities, progressive supranuclear palsy, dystonia, spinocerebellar ataxia, drug induced movement disorders, inherited ataxia, traumatic injuries, subdural & epidural hematoma, radiation & chemotherapy in treatment of nervous system tumours, subdural empyema, progressive multifocal leucoencephalopathy, subacute sclerosing pan encephalitis, progressive rubella, panencephalitis, kuru, molecular treatment of neurological disorders, disorders of the autonomic nervous system, details of traumatic injuries to skull & spine, hereditary & metabolic disorders of late onset, mitochondrial myopathies, lipid storage disorders.

INFECTIOUS DISEASES

Sepsis syndromes, pyrexia of unknown origin, infective endocarditis, acute infectious diarrhoeal diseases & food poisoning, infections of the urinary tract, infections of skin/ muscle/ soft tissues, infections in intravenous drug abusers, hospital acquired infections, infection control in hospital, bacterial infections, specific infections: pneumococcal/ staphylococcal/ tetanus/ streptococcal/ diphtheria/ botulism/ gas gangrene/ meningococcal/ gonococcal/ salmonella/ shigella/ vibrio cholera/ brucella/ plague/ syphilis/ mycobacteria/ leptospira/ mycoplasma/ pseudomonas/ helicobacter pylori, viruses: herpes/ varicella/ ebstein barr virus/ cytomegalo virus/ rabies/ respiratory viruses/ influenza/ measles/ mumps/ rubella/ arboviruses, fungal: candidiasis/ aspergillosis/ mucormycosis, parasites: ameobiasis/ giardiasis/ pneumocystis carinii/ malaria/ leishniasis/ cryptosporidium/ microsporidium/ isospora/ filariasis/ neurocysticercosis/ worm infestations, tropical diseases, pancreatitis, osteomyelitis, infections due to bites/ scratches/ burns, tularemia, pertussis,



D. Y. Patil University

bartonellosis, arenaviruses, moraxella, legionella, nocardia, actinomycetes, borellia, chlamydiae, rickettsia, newer emerging infections: avian influenza, chikungunya, others.

HIV/AIDS: Aetiology & pathogenesis, clinical presentations, modes of transmission, universal precautions, opportunistic infections, management and treatment of the disease, opportunistic infections, complications, anti-retroviral therapy, prophylaxis: post exposure and of opportunistic infections, recent advances, historical record.

HEPATO-BILIARY SYSTEM

Liver function tests, jaundice, hepatitis, cirrhosis of liver, portal hypertension, hepatic encephalopathy, hematemesis, amoebic hepatitis, granulomatous hepatitis, hydatid cyst, primary and metastatic carcinomas, liver transplant, gall bladder diseases: cholelithiasis/ cholecystitis/ diseases of bile-duct/ cholangiocarcinoma.

GASTROINTESTINAL TRACT

Peptic ulcer disease, gastrointestinal bleeding, gastritis, endoscopy, radiological procedures, infections, inflammatory bowel disease, functional gut disorders, motility disorders, malabsorption syndromes, pancreatitis, cystic fibrosis, malignancy.

KIDNEY

Renal failure, renal replacement therapies, hematuria, proteinuria, polyuria, oliguria, anuria, contrast nephropathy, urinary tract infections, glomerulonephritis, nephritic syndromes, tubulo-interstitial diseases, kidney in systemic diseases, tumours of the urinary tract, renal calculous disease, barter's syndrome, fabry's disease, malignancy.

GERIATRIC MEDICINE

Theories of ageing, demographic patterns (world / Asia / India) and their significance to health care system, physiological changes in the elderly, diseases in elderly, pharmacotherapy in the elderly, rehabilitation, physiotherapy, occupational therapy, psychotherapy, legal aspects (elderly abuse), psychiatric illnesses in elderly population, geriatric assessment, geriatric emergencies.

GRANULOMATOUS DISEASES

Tuberculosis, leprosy, syphilis, sarcoidosis, Wegener's granulomatosis, histoplasmosis, coccidioidomycosis, mucocutaneous leishmeniasis, midline granuloma, lymphomatous granuloma, pseudotumor of the orbit.



ETHICAL & LEGAL ISSUES IN MEDICINE

Importance and procedures of informed consent, emergency & life saving intervention & treatment, information to be given to patient & relatives, rights of patients including confidentiality, withdrawing life support systems, organ transplant from cadaver, euthanasia, consumers protection act, clinical decisions for a patient who lacks decision of signing of will, ethics committee & its role in medical research, procedures (medico legal) followed in cases of poisoning, suspected rape, adverse reaction to drugs and interventions, absconded patients, in-hospital injuries and suicide, treatment of pregnant patients with drug and interventions likely to cause fetal harm, cloning, stem cells usage and preservation, crimes performed by addicts.

POISONINGS

Diagnosis and management of specific and unknown poisonings, universal & specific antidotes, acids and alkalis, kerosene, petroleum products, organophosphates and carbamates, household disinfectants, mosquito repellants, aluminium phosphide, zinc phosphide, yellow phosphorus, heavy metals, paracetamol, barbiturates, snake and scorpion bites, botulism, drug over-dosages, international classification of poisonous chemicals, environmental hazards and poisonings, industrial toxicology, toxidromes, nuclear, biological, chemical warfare.

PREGNANCY MEDICINE

Maternal & foetal physiology, principles of maternal morbidity & fetal outcome, medical disorders during pregnancy, infections in pregnancy, metabolic disorders, hyponatremia, thyroid disorder, hypertension and eclampsia, renal failure, disseminated intravascular coagulation, diabetes, valvular heart disease, bronchial asthma, cardiomyopathies, jaundice, HIV/AIDS, hypercoagulable state and its sequelae and complications, cortical venous sinus thrombosis in pregnancy, post partum sepsis, amniotic fluid embolisation, Epilepsy, drugs in pregnancy, poisonings in pregnancy, smoking, alcoholism, surgery and pregnancy, psychiatric diseases in pregnancy, medical disorders and infertility, genetic disorders & genetic counseling, ethical issues in pregnancy (brain death).

RADIOLOGY

Roentgenograms of chest/ abdomen/ spine/ skull/ paranasal sinuses/ bones and joints, computerized tomography (CT) and magnetic resonance (MR) imagings, angiography, digital subtraction angiography, imaging techniques for hepatobiliary system, barium studies, intravenous urography, scintigraphy, radionuclide imaging of kidney/ bone/ heart/ liver/ lung/ gall bladder/ thyroid/ parathyroid/ whole body, echocardiography, ventriculography, positron emission tomography (PET) scan, lymphangiography, cardiac catheterization, ultrasound, color doppler, developing and newer imaging techniques.



D. Y. Patil University

DISORDERS BONE & MINERAL METABOLISM

Calcium and phosphorous homeostasis, parathroid gland disorders, vitamin-D in health & disease, metabolic bone disease, osteoporosis, osteomalacia, endocrine hormonal influences on bone metabolism, phosphorus metabolism, hypophosphatemia, hyperphosphatemia, disorders of magnesium metabolism, Pãget's disease of bone, osteomyelitis, bone dysplasias, osteoarthritis, spondylosis, bone in systemic diseases.

IMMUNOLOGY

Normal immune system and its functions, hypersensitivity reactions, T-cell mediated diseases, mechanism of tissue damage, cytokine mediated injury, cytokine inhibitors, interaction of T and B cells, complement system, apoptosis, immunotherapy, immunomodulators, immunosuppressive agents, monoclonal antibodies, stem cell transplant in immune disorders, HLA system, primary immune deficiency diseases, amyloidosis, disorders of immediate type hypersensitivity, biological response modifiers, immunologically mediated skin disorders.

RHEUMATOLOGY

Pathophysiology of inflammation, autoantibody relevance in disease processes, rheumatoid arthritis including extra-articular manifestations, glucocorticoid therapy in connective tissue diseases, systemic lupus erythematosus (SLE), organ targeted therapy, vasculitides, ankylosing spondylitis, reactive arthritis, undifferentiated spondyloarthropathy, polyarteritis nodosa, Wegener's granulomatosis, Churg Strauss disease, Takayasu's arteritis, cutaneous vasculitis, imaging techniques in systemic vasculitis, approach to acute and chronic monoarthritis & polyarthritis, diagnostic imaging in joint disease, crystal arthropathies, gout, infectious arthritis, infections in patients with connective tissue diseases, anti-phospholipid antibody syndrome (APLA), drug induced rheumatic diseases, scleroderma, sarcoidosis, fibromyalgias, haemophilic arthropathy, dermatomyositis, polymyositis, overlap syndromes, sjogrens syndrome, calcium oxalate deposition disease, psoriatic arthritis, neuropathic joint disease, osteo-arthritis.

FLUID& ELECTROLYTE

Choice of intravenous fluids, plasma expanders, potassium/ calcium/ sodium/ magnesium/ phosphate disorders, acid base balance and disorders.

CRITICAL CARE

Cardio-pulmonary resuscitation, non-invasive and invasive cardiovascular monitoring, circulatory failure, heart failure, acute myocardial infarction, pulmonary embolism, respiratory failure, pulmonary aspiration, nosocomial pneumonia, mechanical ventilation, toxicology, renal failure, status epilepticus, Guillian Barre syndrome, myaesthesia, use of blood products, intravenous immunoglobulins, plasmapheresis, hyperthermia, hypothermia,



D. Y. Patil University

diabetic ketoacidosis, addisonian crisis, myxedema coma, endotracheal intubation, pacemakers, strokes, subarachnoid haemorrhage, near-drowning, circulatory and ventilatory support in adult respiratory distress syndrome (ARDS), asthma, obstructive airways disease, renal replacement therapy.

EMERGENCY MEDICINE

Basic and advanced life support, disaster management, use and maintenance of equipment used in life support, acute severe asthma, status epilepticus, poisonings, heart failure, shock, acute myocardial infarction, angina, arrhythmias, hypertensive emergencies, medical emergencies in pregnancy, gastro-intestinal bleeding, hepatic encephalopathy, acute gastroenteritis, hemoptyses, obstructive airways disease, tension pneumothorax, adult respiratory distress syndrome (ARDS), respiratory failure, cor pulmonale, stroke, subarachnoid haemorrhage, oliguria/ anuria, coma, pneumonia, meningitis, infections, sepsis syndromes, multi-organ failure, bleeding manifestations, endocrine emergencies, electric shock, poisonings, snakebite, scorpion stings, anaphylaxis, nuclear/ biological/ chemical exposures, toxidromes, rabies, burns, strangulation, interventions and procedures: mechanical ventilation/ temporary cardiac pacing/ invasive monitoring/ needle and tube thoracostomy/ cricothyrotomy.



D. Y. Patil University

Appendix -2

PG - ACTIVITY ASSESSMENT SHEET

Student's Name..... Date.....

PG – CLINIC (Case presentation)

- a. History & Examination
- b. Investigations
- c. Diagnosis & Clinical co-relation
- d. Management
- e. Questions & Answers

CLINICAL SEMINAR (Case discussion)

- a. Case details
- b. Discussion (content, update references, etc)
- c. Presentation (Clarity, time, language, etc)
- d. Audio-visual aides
- e. Questions & Answers

SEMINAR (Problem/ syndrome based discussion)

- a. Content
- b. Update with references
- c. Presentation (Clarity, time, language. etc)
- d. Audio-visual aides
- e. Questions & Answers

Appendix 3

CLINICAL WORK EVALUATION SHEET

For posting under one Unit (including super-specialty postings)

Student's Name Posting period.to

Points for Assessment:

1. Punctuality and discipline
2. Quality of Ward-work
3. Maintenance of Case-Records
4. Presentation of cases in Rounds
5. Investigation Work-up
6. Bedside manners
7. Rapport with the patients
8. Rapport with Colleagues
9. Undergraduate Teaching (if applicable)
10. Counseling patient's relatives

Name of the Unit head Signature
Dated