



SYLLABUS FOR DIPLOMA IN CHILD HEALTH

1. Goal

The Goal of D.C.H. Program is to provide training in Pediatrics and Neonatology to produce competent specialists who are able to provide basic and speciality care of the highest order to neonates, infants, children and adolescents at the community level and at primary and secondary levels of health care.

2. Course Description

DCH

Duration: 2 years

Eligibility: MBBS

3. Intramural and Extramural Rotation

DCH:

- At least 2 and not more than 5 months in Neonatology.
- At least nil and maximum 3 months in Allied Branches.
- At least 2 and not more than 6 months in sub-specialty areas: IPCU/ Emergency
Pediatric Care

The Department of Pediatrics will decide the posting of students in Neonatology and Allied Branches and Sub- specialty areas.



D. Y. Patil University

SYLLABUS

1. KNOWLEDGE

Sl. No.	Knowledge, Must know	Knowledge, Desirable to Know
	The Field of Pediatrics	
1	Evaluating Medical Literature and Critical appraisal of Journal articles	History of Pediatrics
2	Overview of Child Health	Traditions and Cultural Issues pertaining to Child Care
3	The Normal Child	
4	Preventive and Social Pediatrics	
5	Epidemiology, statistics and Research Methodology	
6	Ethical Issues in Pediatrics	
	Growth and Development	
1	Models of Development	IQ assessment
2	Fetal growth and development	
3	The newborn growth and development	
4	Infant, Preschool, Early School, and Adolescent growth and development	
5	Assessment of Growth	
6	Developmental Assessment	
7	Standards / Nomograms (including Indian)	
8	Approach to Short stature	
9	Approach to Obesity	
10	Approach to under nutrition	
	Psychological Disorders	
1	Assessment and Interviewing	Psychiatric considerations of CNS injury
2	Vegetative Disorders-Rumination, Pica, Enuresis, Encopresis	
3	Sleep disorders	
4	Habit Disorders	2 Mood Disorders
5	Anxiety Disorders	3. Disruptive Behavioral disorders



6	Suicide	4. Sexual behavior and its variations
7	Attention deficit and hyperactivity disorders	5. Pervasive developmental disorders and childhood psychosis
8	Autism	6. Psychological treatment
9	Poor scholastic performance in school age child	7. Neurodevelopment dysfunction
10	Psychosomatic Illness	8. Learning disorders
	Social Issues	
1	Adoption	Effects of a mobile society
2	Street Child	Impact of Violence
3	Child Care	
4	Separation, death	Single parent child
5	Child rights and protection	Foster care
6	Child Labor	
7	Media (TV, Movies) and its effect on the child	
	Children with special Needs	
1	Failure to thrive- Problems, Approach and Evaluation	Children in Poverty
2	Developmental disabilities, Chronic Illness	Homeless children
3	Mental Retardation- Problems, Approach and Evaluation	Foster Children
4	Care of Child with fatal illnesses	Runaway children
	Nutrition	
1	Nutritional Requirements- Water, Energy proteins, carbohydrate ,Fats, Minerals, Vitamins	
2	Diet and Nutritional Evaluation	
3	Diet for later childhood and adolescent	
4	Infant and Child Feeding	
5	Breast Milk Feeding, Human Lactation Management, BFHI	
6	Nutrition Values of Indian Foods, Recipes.	
7	Weaning foods	



8	Feeding through 1 st and 2 nd Years	
9	Nutritional disorders Including Obesity	
10	Protein energy Malnutrition	
11	Vitamin Deficiencies and Excess	
12	Micro nutrient Malnutrition	
13	Nutrition in Special situations- LBW and Premature babies, Inborn errors of Metabolism, Chronic Illness, Surgery, Critically ill child	
14	TPN	
	Patho-physiology of Body Fluids and Fluid therapy (Approach and management)	
1	Physiology of Fluids, electrolytes and Acid Bases	
2	Dehydration and fluid management	
3	Electrolyte disorders	
4	Acid Base Disorders	
5	Special Situations – Pyloric stenosis, CNS disorders, Burns, Peri-operative, endocrine disorders, Renal Failure and others	
	Acutely Ill Child	
1	Evaluation in Emergency situations	1. Pediatric Anesthesia
2	Injury control	
3	Emergency Medical Services	2. Organization of a PICU/NICU
5	Pediatric Critical Care Respiratory Failure and Ventilation, Circulatory Failure and Shock, Acute Neurological Dysfunction, Resuscitation – Basic and Advanced, NALS/PALS, Post resuscitation stabilization, Cold / Heat Injury	3. Equipments for Intensive Care
6	Transportation of Sick child / Neonate	
7	Post-operative supportive care.	



D. Y. Patil University

	Emergencies / Critical Care Pediatrics	
1	Fluid abnormalities	
2	Electrolyte abnormalities	
3	Thermoregulation problems	
4	Acute Renal Failure	
5	Hypertensive crisis	
6	Congestive Cardiac failure	
7	Cardiogenic shock	
8	Pericardial tamponade	
9	Cyanotic spells	
10	Unstable and stable arrhythmias	
11	Vomiting and Diarrhea	
12	GI Bleeds – Hematemesis, Melena, Hematochezia	
13	Adrenal Crisis	
14	Metabolic problems – hyperammonemia, lactic acidosis, acid base abnormalities, Hypoglycemia	
15	Septicemic shock, viral infections and shock	
16	Pneumothorax, empyema, pleural effusion, massive ascities	
17	Severe Anemia, Bleeding child, Neutropenia	
18	Pain management and Drug therapy	
19	ARDS	
20	Respiratory Failure	
21	Burns / electrocution	
22	Animal Bites	
23	Preanesthetic check up (PAC)	
24	Sickle cell crisis, severe complicated malaria	
25	Acute severe asthma, Bronchiolitis	
26	Status epilepticus	
27	Febrile seizure	



28	Coma, Increased intra-cranial pressure	
29	Cardiopulmonary resuscitation	
30	Shock	
31	Upper airway obstruction	
32	Near drowning	
33	Poisoning	
34	Snake bite	
35	Scorpion sting	
36	Physical abuse	
37	Sexual abuse	
	Human Genetics	
1	Molecular Basis of Genetic Disorders	
2	Molecular Diagnosis	1. Human Genome Project
3	Patterns of inheritance	
4	Chromosomal clinical abnormalities	
5	Genetic Counseling	
6	Dysmorphism	
7	Gene therapy	
	Metabolic Disorders	
1	Approach to Inborn Errors of Metabolism(IEMs)	1. Disorders of Purine and pyrimidine metabolism
2	Common defects in metabolism of amino acids	
3	The Porphyrrias	2. Rare defects in metabolism of amino acids
4	Common defects in Lipid Metabolism	3. Rare defects in Lipid Metabolism
5	Common defects in carbohydrate metabolism	4. Rare defects in carbohydrate metabolism
6	Hypoglycemia	5. Mucopolysaccharidoses
	Fetus and Newborn	
1	Mortality and morbidity	
2	Newborn-history, examination, routine delivery care, nursery care, infant-mother bonding	
3	High risk pregnancies	
4	Dysmorphology	



5	Fetus: Growth and Maturity Fetal distress Maternal diseases and fetus Maternal medications and toxin exposure on fetus Detection, treatment and prevention of fetal disease Antenatal diagnosis Fetal therapy Antenatal therapy Counselling Teratogens and radiation	
6	High risk infant: Multiple pregnancies Prematurity and Intrauterine Growth Retardation Low Birth Weight infants Post- term infants Large for gestational age	
7	Congenital anomalies/malformations	
8	Birth injuries	
9	CNS disorders	
10	Organization and levels of newborn care	
11	Normal Newborn	
12	Common problems in a normal newborn	
13	Delivery room emergencies	
14	Respiratory disorders	
15	Oxygen therapy, toxicity	
16	Ventilation	
17	Hyperbilirubinemia	
18	Cardiac problems	
19	Persistent Pulmonary Hypertension of Newborn	



20	Blood disorders Polycythemia Anaemia Hemorrhagic disease of newborn Hemolytic disease of newborn	
21	Hemorrhage in newborn infant	
22	Metabolic disorders	
23	Endocrine disorders – Infant of Diabetic Mother,	
24	Ambiguous genitalia and Congenital Adrenal Hyperplasia	
25	Fluid and electrolytes in Newborn care	
26	Nutrition and feeding the newborn – term/preterm LBW,IUGR	
27	Neonatal transport	
28	Surgical problems Tracheo-esophageal Fistula with esophageal atresia Anorectal malformations diaphragmatic Hernia / Eventeration Hirschsprung's disease Urogenital anomalies NEC Congenital Lobar emphysema Volvulus	
29	Thermoregulation	
30	Neonatal follow up	
	Neonatal Infections	
1	Epidemiology	
2	Intrauterine infections	
3	Viral infections	
4	Neonatal sepsis / meningitis	
5	Pneumonia	
6	UTI	
7	Osteomyelitis and septic arthritis	
8	Hepatitis	



9	Nosocomial infections	
10	Universal precautions	
11	Prevention of infections	
12	Therapy – antimicrobials, adjuvants	
	Adolescent Health	
1	Epidemiology	1. Depression
2	Growth and development	
3	Sexual development and SMR stages	2. Suicide
4	Delivery of health care	
5	Pregnancy	
6	Contraception	
7	STD	3. Substance abuse
8	Nutritional disorders	4. Sleep disorders
		5. Skin, Orthopedics
	Immunological system	
1	Basics of Immunology	
2	Approach to immunodeficiency	
3	HIV	
4	Bone marrow transplantation	
5	Primary B cell diseases	
6	Primary T cell diseases	
7	Complement and phagocytic diseases	
8	Chronic granulomatous disease	
9	Chediak Higashi Disease	
10	Neutrophil abnormalities	
11	Adhesion disorders	
	Allergic disorders	
1	Allergy and Immunological basis of atopic diseases	
2	Diagnosis	
3	Adverse reaction to food	
4	Therapy – Principles	
5	Allergic Rhinitis	
6	Asthma	



7	Atopic dermatitis	
8	Urticaria, Angioedema	
9	Anaphylaxis	
10	Serum sickness	
11	Insect allergy	
12	Ocular allergy	
13	Adverse drug reactions	
	Rheumatology	
1	Autoimmunity	1 Ankylosing spondylitis
2	Laboratory evaluation	2 Neonatal Lupus
3	JRA	3 Scleroderma
4	SLE	4 Mixed connective Tissue Disease
5	Vasculitis syndromes	
6	Dermatomyositis	
7	Erythema Nodosum	
8	Postinfectious arthritis	5 Behcet syndrome
9	Kawasaki Disease	6 Sjogren syndrome
		7 Non rheumatic conditions
		8 Pain syndromes, panniculitis Polychondritis, Amyloidosis
	Infectious diseases	
1	Fever	
2	Clinical use of Micro Lab	
3	Fever without a focus	
4	Sepsis and Shock	
5	CNS Infections	
6	Pneumonia	
7	Gastroenteritis	
8	Osteomyelitis, Septic arthritis	
9	Compromised host infections	
10	Bacterial Infections	
11	Anaerobic infections	
12	Viral infections	
13	Mycotic infections	



	Candidiasis Aspergillosis	
14	Parasitic infections Helminthiasis	
15	Protozoal Malaria Kala azar Rickettsia Giardia Amoeba	
16	Antiparasitic drugs	
17	Antimicrobials	
18	Antivirals drugs, interferon	
19	Preventive measures Health advice for travellers Infection control	
20	Immunization Principles Schedules Controversies Standard and Optional Vaccines Recent advances in Vaccines	
21	Emerging infections	
	Digestive system	
1	Normal alimentary tract Physiology, Anatomy, Development	Food Allergy
2	Clinical features of alimentary Disorders,	
3	Oral Cavity	
3	Disorders of Esophagus	
4	Disorders of Stomach	
5	Disorders of Intestines except Food allergy	
6	Disorders of Pancreas	
7	Disorders of Liver and biliary system Acute Hepatitis, Chronic Hepatitis, Cirrhosis, Metabolic Liver Diseases,	



	Cholestatic Liver Disease, Drug and toxin induced liver injury, Neonatal Hepatitis, Complications of Liver disease – Portal Hypertension, Encephalopathy, Coagulopathy	
8	Disorders of Peritoneum	
9	GI function tests	
10	Approach to Malabsorption	
	Respiratory system	
1	Development and function	1 Congenital disorders of nose
2	Disorders of Upper Respiratory tract	
3	Disorders of Lower Respiratory Tract	2 Hypoventilation
4	Pleural disorders	
5	Chronic Respiratory disease Interstitial fibrosis, ILD, empyema, lung abscess, bronchiectasis	3 Hypostatic pneumonia
6	Recurrent respiratory Diseases	
7	Ventilation	5. Obesity
8	Pulmonary function tests	
9	Cystic Fibrosis	
10	Obstructive sleep apnea	
11	Pulmonary Hemosiderosis	
12	Neuromuscular/ skeletal disorders affecting pulmonary function	6. Cough Syncope
13	Bronchial Asthma	
	Cardiovascular system	
1	Investigations – Lab, ECG, CXR, ECHO, Cardiac Catheterisation	
2	Physiology and Pathophysiology of Transitional Circulation Embryology Evaluation of CVS	1. Sick Sinus syndrome 2. Tumors of Heart
3	Congenital Heart Disease Epidemiology and Approach Cyanotic Acyanotic	3. Heart Lung Transplantation
		4. Aneurysms and fistulae



4	Cardiac Arrhythmia	
5	Acquired heart disease, Acute Rheumatic Fever Infective Endocarditis Rheumatic Heart Disease	
6	Diseases of the Myocardium – Myocarditis, Cardiomyopathy, Diseases of pericardium Systemic hypertension, Pulmonary Hypertension	
7	Cardiac Therapeutics	5 Interventional Cardiology
	Blood	
1	Development of Hematopoietic system	1. Elliptocytosis
2	Anaemias: Inadequate Production Nutrition – Iron, Folate, B12 Bone Marrow Failure Hemolytic Congenital and Acquired	2. Stomatocytosis 3. Other membrane defects
3	Pancytopenia	
4	Polycythemia	
5	Granulocyte transfusions	
6	Blood and component therapy	
7	Thrombotic disorders	
8	Hemorrhagic disorders – acquired and congenital Physiology Bleeding disorders Coagulation disorders	
9	Hyposplenism, splenic trauma, splenectomy	4. Lymphatic vessels disorders
10	Physiology and Disorders of the spleen	
11	Lymphatic system	
	Neoplasms	
1	Principles of diagnosis	1 Epidemiology
2	Principles of treatment	2 Molecular pathogenesis
3	Leukemia	3 Soft tissue sarcomas



4	Lymphomas	4 Gonadal, germ cell tumours
5	Brain tumors	
5	Neuroblastomas	
6	Liver neoplasm	5 GI Neoplasm
7	Kidney tumors	6 Carcinomas
8	Bone Neoplasms	7 Skin Cancer
9	Retinoblastoma	8. Benign tumours
	Nephrology	
1	Structure and function of kidney	
2	Hematuria	1 Membranous GN
3	Proteinuria	2 Lupus nephritis
4	Evaluation	3. Membrano Proliferative GN
5	HUS	
6	Nephrotic syndrome	
7	Acute glomerulonephritis	
8	Tubular disorders Function RTA Diabetes insipidus	
9	Renal Failure	
10	RPGN	
11	Renal Replacement therapy	
12	Renal transplantation	
13	Bartter syndrome	4. Interstitial nephritis
14	Investigations	5. Cortical necrosis
15	Toxic nephropathy	
	Urological disorders	
1	UTI	
2	Congenital anomalies & dysgenesis of the kidney	
3	Vesicoureteral reflux	
4	Bladder anomalies	
5	Obstructions	
6	Penis, urethra anomalies	



7	Voiding dysfunction	
8	Scrotal anomalies	
9	Genitourinary trauma	
10	Urinary lithiasis	
11	Investigations – imaging renal function tests	
12	Neurogenic bladder	
	Gynaecological problems	
1	Menstrual problems	1 Neoplasms
2	Vulvovaginitis	2 Breast Disorders
3	Developmental anomalies	3 Hirsutism, polycystic ovaries
4	A Child with special gynecological needs	4 Gynecological imaging
		5 Athletic problems
	Endocrine	
1	Hypothalamus and pituitary Hypopituitarism, Growth Hormone deficiency, Diabetes insipidus ADH Physiology of Puberty Disorders of Puberty Precocious Puberty Delayed Puberty	1. Carcinoma of thyroid
2	Thyroid Thyroid studies Hypothyroidism Goitre Hyperthyroidism	2 Tumours of testis/ovary 3. Multiple endocrine Disorders
3	Parathyroid physiology and disorders	
4	Diabetes mellitus & Diabetic Ketoacidosis	
5	Adrenal disorders CAH Cushing syndrome Addisons disease Excess mineralocorticoids	



	Feminizing adrenal tumours Pheochromocytoma Adrenal masses	
	CNS	
1	Examination, Localization of lesions	
2	Congenital anomalies	
3	Seizures and conditions mimicking seizures	
4	Headaches	
5	Neurocutaneous disorders	
6	Coma	
7	Brain death	
8	Movement disorders	
9	Head Injury	
10	Neurodegenerative disorders – Approach Grey/white	
11	Acute Stroke	
12	Hydrocephalus, Pseudotumor cerebri and microcephaly	
13	Brain abscess	
14	Tumors	
15	Spinal cord disorders	
16	Investigations	
17	Antiepileptic drugs	
18	SSPE	
19	Acute flaccid paralysis	
20	Acute Demyelinating Encephalomyelitis	
21	Approach, Investigations and management of UMN, LMN, Extrapyrmidal, and Cerebellar lesions	
22	Cerebral Palsy	
23	Neuroinfections	
24	Encephalopathies	



D. Y. Patil University

	Neuromuscular	
1	Evaluation, Investigations	1 Developmental disorders of muscle
2	Muscular Dystrophies, Congenital Myopathy, Myositis, Endocrine and metabolic myopathy	
3	Neuromuscular transmission and motor neuron abnormalities	
4	GB Syndrome	3 Motor sensory neuropathy
5	Bell's palsy	4 Autonomic neuropathies
6	Floppy Infant	
7	Myaesthesia Gravis	
	EYES	
1	Examination of eye	1 Refraction, accommodation
2	Diseases of Eye movement and alignment disorders	2 Vision
3	Diseases of conjunctiva – Conunctivitis	
4	Diseases of Lens – Cataracts	
5	Pupils and iris	3 Lids
6	Diseases of Optic nerve – Papillitis Neuritis, Papilledema	
7	Diseases of cornea – Clouding	4 Uveal tract
8	Vitamin A Deficiency	5 Retina and vitreous
9	Lacrimal problems – Dacrocystitis	6 Glaucoma
		7 Orbital abnormalities
10	Retinopathy of Prematurity	
11	VER	
12	Injuries to eye	
	EAR	
1	Clinical manifestations	Congenital malformations
2	Hearing loss	Inner ear diseases
3	External Otitis	Trauma
4	Otitis Media	Tumors
5	BAER	



	SKIN	
1.	Morphology	Cutaneous defects
2.	Evaluation	Photosensitivity
3.	Cutaneous manifestations of systemic diseases	
4.	Principles of therapy	Epidermis disorders
5.	Diseases of the neonate	Keratinization disorder
6.	Ectodermal dysplasias	Dermis disorders
7.	Vascular disorders	Subcutaneous disorders
8.	Cutaneous nevi	Sweat glands
9.	Pigment Disorders Hyperpigmentation Hypopigmentation	Hair Nails
10.	Vesiculobullous disorders	Mucous membranes
11.	Eczema	Tumors
12.	Cutaneous Infections – Bacterial, viral, Fungal.	
13.	Arthropod bites and infections	
14.	Acne	
15.	Nutritional diseases	
16.	Drug Reactions	
	Bone / Joint	
1	Evaluation	1 Sports medicine
2	Diseases of Foot and toes	2 Pseudoachondroplasia
3	Torsional & Angular deformities	3 Diagnosis, assessment of genetic skeletal disorders
4	Leg length discrepancy	4 Dysplasias
5	Diseases of knee	5 Ellis van Creveld syndrome
6	Diseases of Hip	6 Osteochondrodysplasia
7	Diseases of spine	7 Inherited osteoporosis
8	Diseases of Neck	



D. Y. Patil University

9	Upper limb	8 Hypophosphatasia
10	Arthrogyposis	9 Primary Chondrodystrophy
11	Common Fractures	10 Idiopathic hypercalcemia
12	Arthritis – approach investigations, Management	11 Hyperphosphatasia
13	Congenital Dislocation of Hip	
14	Septic arthritis and osteomyelitis	
	Genetic skeleton	
1	Lethal and nonlethal skeletal dysplasias	
2	Achondroplasia	
3	Osteopetrosis	
4	Marfans	
5	Osteogenesis imperfecta	
	Metabolic Bone Disease	
1	Bone and vitamin D	
2	Familial Hypophosphatemia	
3	Rickets – Nutritional and non nutritional	
	Unclassified diseases	
1	SIDS	1 Sacroiodosis
2	Histiocytosis	2 Progeria
3	Cystic fibrosis	3 Chronic fatigue syndrome
	Environmental	
1	Lead poisoning	
2	Envenomation	
3	Chemical Pollutants	
4	Mamalian bites	1 Heavy metal intoxication
5	Common poisonings – OP, Kerosene, Phenobarbitone, Iron etc.,	2 Biological & chemical terrorism 3 Non bacterial food poisoning
6	Radiation	

Note: Student should refer to the most recent editions of recommended books and Journals



PEDAGOGY

Principles of learning, objectives, teaching learning methods

HEALTH STATISTICS and NATIONAL PROGRAMS

ORGANISATION OF OFFICE PRACTICE

Equipment, Documentation, Records, Space and functioning

RECENT ADVANCES IN PEDIATRICS

Duration Last 5 Years.

ALLIED SUBJECTS

Anatomy - Applied Embryology, Development of major organs systems

Physiology - Applied Physiology with regard to major organ systems

Biochemistry - Biochemical basis of diseases in children – Nutritional and metabolic

Pathology - Pathophysiology of diseases in children, Pathogenesis, Basic Histo-pathology

Microbiology- Clinical Microbiology applied to investigations for diseases in childhood serology staining, culture

Pharmacology - Clinical pharmacology, Therapeutics of childhood diseases, drug interactions, Rational drug therapy, Adverse Drug Reactions,

Community Medicine - Health Care Systems – structure and function, Health Statistics, National programs.

Pediatric Surgery- Recognition and referral of surgical conditions in children

Radiology

Clinical Indications and Interpretations of X-ray, Ultrasound, CT, MRI

CLINICAL EPIDEMIOLOGY

ETHICS IN PEDIATRICS AND CHILD CARE

DEVELOPMENT OF DIAGNOSTIC APPROACH FOR INTERPRETATION OF SYMPTOMS AND

SIGNS IN INFANTS , CHILDREN AND ADOLESCENTS

BASICS OF RESEARCH METHODOLOGIES AND ETHICAL ASPECTS OF CLINICAL RESEARCH

List of skills

1. Elicitation of history from parents, guardians, relatives and patients regarding complaints previous diseases and therapy, events around birth, prenatal period, growth and development, diet and immunization, socio-educational and economic background and other relevant aspects.
2. Conduct physical examination of well and sick newborn babies, infants, children, adolescents and adults.
3. Accurately measure length or height, weight, head circumference and plot the data on an appropriate chart.
4. Accurately measure mid-arm circumference of children aged 1-5 years.
5. Identify abnormal growth patterns.
6. Interpret data obtained by anthropometric measurement and developmental assessment.
7. Assess nutritional status and determine if the child is getting adequate nutrition.
8. Provide nutritional advice for newborn babies, infants, children and adolescents.
9. Provide advice regarding breast-feeding, weaning and balanced diet.
10. Provide advice regarding healthy & hygienic practices with a view to prevent diseases, disorders, injuries, accidents and poisoning.
11. Develop a diagnostic approach for clinical problems in newborns, infants, children and adolescents.
12. Discuss the characteristics of the patient and of the illness that must be considered when making the decision to manage the patient in the outpatient setting or admit to hospital.
13. Discuss the differential diagnosis of symptoms, signs and presentations in neonates, infants, children and adolescents.
14. Undertake relevant investigations for diagnostic and prognostic evaluation taking into consideration the risks, benefits and costs involved.
15. Convince parents and guardians regarding undertaking investigations and obtain their co-operation and valid legal consent.
16. Interpretation of laboratory Reports.

Counseling parents regarding the child's health status, health needs, illness & Disabilities

SKILL

Please note code:

PI – Perform Independently

PA – Perform with assistance

O – Observer

(Number at end of item indicates minimum number of supervised and documented skills)

List of PI Skills

Psychomotor Skills

1) ALL PI

Clinical History and Physical examination	All cases
Human Lactation management (counseling and practical skills)	20
Neonatal resuscitation	30
Pediatric resuscitation	30
Arterial blood sampling	10
Intravenous injections	50
Intravenous cannulation	50
Venesection	02
Surgical dressing	10
Lumbar puncture	50
Test dose	10
Intravenous Infusions	50
Blood transfusions	50
Neonatal Exchange transfusions	05
Mechanical ventilation	05
Phototherapy	20
Universal precautions and infection control	20
Kangaroo Mother Care	10
Arterial Blood Gas (ABG) interpretation	50
Central Venous Pressure (CVP)measurement	05
Intraosseous line	05
Bone marrow aspiration, trephine biopsy	05



D. Y. Patil University

Pleural tap	10
Paracentesis – diagnostic and therapeutic	10
Mantoux test	20
DPT,OPV,Measles vaccination	20
Sampling for Fluid cultures	20
Liver biopsy	05
Neonatal, Pediatric Partial exchange	05
Respiratory Management (All PI)	
Nebulization	50
Inhaler therapy	10
Oxygen delivery	100
Critically ill child (All PI)	
Monitoring a sick child	50
Pulse oximetry	50
Infant feeding tube / Ryles tube, stomach wash	50
Urinary catheterization	20
Restraining a child for a procedure	50
ORS and ORT	50
Prognostication	30
Laboratory – Diagnostic (All PI)	
Urine Protein, sugar, Microscopy	10
Peripheral blood smear	10
Malarial smear	10
Ziehl Nielson staining – sputum, gastric aspirate	10
Grams staining – CSF, pus	10
Stool pH, reducing substances, microscopy	10
KOH smear	2
Neonatal tests (All PI)	
Apt test	5
Shake test	5
Clinical Assessment skills (All PI)	
Clinical History and Physical examination	
Anthropometry	100
Dietary recall, calories and protein estimation	100



D. Y. Patil University

Nutritional advice	100
Gestational assessment	50
Neurological examination of newborn	50
Primitive reflexes	10
Fundoscopy	20
Otoscopy	10

Examination of external genitalia – male and female	10
Tanner’s SMR scales	10
DDST, BDST, TDST	20
Pre-operative assessment	5
Per rectal examination	2
Interpretation (All PI)	
Clinical History and Physical examination	
Blood, Urine, CSF and Fluid investigations – hematology	50
Biochemistry	50
Chest X-ray	50
ECG	20
Arterial Blood Gas	50
Abdominal X-ray	20
Bone and joint X-ray	20
CT scan Brain and MRI Brain	10
Barium studies	05
IVP,VUR studies	05
Ultrasound abdomen	10
ECHO	05
Neurosonogram	10
Communication skills (All PI)	
Clinical History and Physical examination	
Communicating health disease	



D. Y. Patil University

Communicating about a seriously ill or mentally abnormal child	
Communicating death	
Informed consent	
Empathy with a family	
Referral letters, replies	
Discharge summaries	
Death Certificates	
Pre counseling HIV	
Post counseling for HIV	
Basic Pedagogy sessions – teaching students, adults	
Lectures, bedside clinics, discussions	
Medline search, internet, Computer usage	
List of Observations	
Genetic counselling	2

Classification of diseases	2
BCG Vaccinations	10
List of PA Skills	
Sedation	10
Analgesia	10
Diagnosis of brain death	10
Intercostal tube placement with underwater seal	5
Peritoneal dialysis	2
Subdural/ Ventricular tap	5
Total / partial Parenteral Nutrition	01



D. Y. Patil University

6. Teaching/Learning Activities and Opportunities

1. Presentation of cases on Clinical Rounds	Daily
2. Topic presentation.	1 per week
3. Case discussions.	1 per week
4. Clinicopathological conferences.	1 per month
5. Clinikoradiological conferences.	1 per month
6. Mortality Review Meetings	1 per month
7. Journal Club	1 per week
8. Guest Lectures	1 per 2 months
9. In-house lectures	1 in 2 months
10. Conferences,	1 national and 2 state levels
11. Seminars.	1 per week
12. CME sessions	1 per month
13. Participation in Workshops	2
14. Presentation of Papers	1
15. Teaching Undergraduate students.	
16. Writing articles and publication in journals	

MAINTAINANCE OF LOG BOOK

Work done by student in the department should be entered in the log book regularly. The log book shall be checked by the pg guide at regular intervals. The log book shall be reviewed at the time of viva voce at the time of final university examination

7. Research

8. Reference Books and Suggested Reading

A) Books & Textbooks

i) General Medicine & Pediatrics

- Nelson Textbook of Pediatrics (Behrman)
- Forfar Textbook of Pediatrics (Campbell)

- Rudolph's Pediatrics (Rudolph)
- Pediatric Medicine (Avery)
- Textbook of Pediatrics (Udani)
- Manual of Pediatric therapeutics (Graef)
- Manual of Neonatal Care (Cloherty)
- Common symptoms (Illingworth)
- Pediatric diagnosis (Green)
- Signs and symptoms in Pediatrics (Tunnessen)
- Harrison's Principles of Internal Medicine
- Mcleod's clinical methods
- IAP Textbook of Pediatrics
- Harriet Lane Handbook (Barone)
- Handbook of Pediatric Physical diagnosis (Barness)
- Text book of paediatrics by OP GHAI
- Achar's text book of paediatrics

PEM by Allen's

Clinical methods in pediatrics

(II) Super-specialty Reference Books

Neurology: Pediatric Neurology: Principles and Practice(Swaiman)

Clinical Pediatric Neurology: A Signs and symptoms approach (Fenichel)

Nephrology: Pediatric kidney diseases (Edelmann).

Pediatric Nephrology (Holliday).

Clinical Pediatric Nephrology (Kher & Makker).

Cardiology: Nada's Pediatric Cardiology (Fyker).

Heart Disease in Infants, children and Adolescents (Adams-Moss's).

Rheumatic fever (Markowitz).


Peroiff - Pediatric Cardiology for Practitioner's (Myung Park).

How to read Pediatric ECGs (Park).

Hematology: Clinical hematology in medical practice (de Gruchy's).



Blood diseases of infancy and childhood (Miller).
Nathan & Oski's Hematology of Infancy and childhood (Nathan).
Living with Thalassemia (Aggarwal)
Gastroenterology: Pediatric Gastroenterology (Sheila Sherlock)
Liver disorders in childhood (Mowat)
Paediatric Gastroenterology (Anderson).
Respiratory: Kendig's disorders of the respiratory tract in children (Chernick).
Infectious Diseases & Parasitology: Poliomyelitis (Huckstep).
Tuberculosis in Children. (Miller)
Essentials of Tuberculosis in children. (Vimlesh Sheth)
Parasitology (Charterjee)
Textbook of Pediatric Infections diseases(Fegin & Cherry)
Growth & Development :
The Development of the Infant and Young Child –
Normal & Abnormal (Illingworth)
The Normal Child (Illingworth).
Miscellaneous : Protein Energy Malnutrition
a) Alleyne,
b) Waterlow.
Essentials of Human Genetics (Kothari & Mehta)
Genetics in Medicine (Thomson & Thomson).
Birth Defects encyclopedia (Buyses).
Smith's Recognizable Patterns of Human Malformation (Jones).
Breastfeeding – A Guide for the medical profession (Lawrence)
Medical Embryology (Langman).
Frontiers in social Pediatrics (Patwari)
Medical emergencies in children (Singh)
Immunization : Immunization in Practice (Mittal)
Immunization update (Mittal)



(B) Journals in Pediatrics & Other Periodicals

Year Book of Pediatrics – Stockman III

Indian Pediatrics

Indian Journal of Pediatrics

Pediatrics Today.

Archives of Diseases in Childhood

Pediatrics

Journal of Pediatrics

Drugs.

State of the World's Children (UNICEF)

Perinatology Clinics of North America

Recent Advances in Pediatrics

Advances in Pediatrics

Recent Advances in Pediatrics – Suraj Gupte (Ed.)

(C) Sub-speciality Journals

Pediatric Nephrology


Pediatric Cardiology

Pediatric Neurology

Pediatric Radiology

Pediatric Neurosurgery

Journal of Infection



9. Evaluation Form

(A) Postgraduate Seminars

Name:

Date:

Seminar Topic:

Evaluation Points:

1. Presentation:
2. Completeness of Preparation:
3. Cogency of presentation:
4. Use of audiovisual aids.
5. Understanding of subjects:
6. Ability to answer questions:
7. Time scheduling:
8. Consulted all relevant literature:
9. Overall performance.

Guidance for Scoring 0

1

2

3

4

Poor Below average Average Above average Very Good

Faculty members:

- 1.
- 2.
- 3.

Mean Score:



Evaluation Form

(B) Case Presentation

Name:

Date:

Case Title:

1. Logical order in presentation:
2. Cogency of presentation:
3. Complete /Relevant history:
4. Accuracy of General Physical Examination:
All signs elicited correctly.
5. Accuracy of Systemic Examination:
6. Diagnosis – Logical flow based on History & findings:
7. Order of differential diagnosis (logical):
8. Investigations required:
(Complete list, Relevant order, Interpretation of investigations,
Unnecessarily investigations asked)
9. Treatment: Principles & details
10. Patient/Relatives communication
(Diagnosis & Management
Health education)

Overall:

1. Abilities to react to questioning:
2. Abilities to defend diagnosis:
3. Ability to justify differential diagnosis:
4. Acceptability of plan of management
5. Confidence


Score 0 1 2 3 4

Poor Below average Average Above average Very Good

Faculty members:

- 1.
- 2.
- 3.

Mean Score:



Evaluation Sheet

(C) Journal Club

Name: Date:

Points for consideration:

Score

1. Choice of article relevant:
2. Cogency of presentation:
3. Whether understood and conveyed the purpose of the article:
4. How did he defend article:
5. Whether cross references have seen consulted:
6. Understood explained basics of statistic in article:
7. Whether relevant information mentioned from other similar articles.
8. Use of audio visual aids:
9. Presentation:
10. Response to questioning:


Score **0** **1** **2** **3** **4**

Poor Below average Average Above average Very Good

Faculty members:

- 1.
- 2.
- 3.

Mean Score:



Evaluation Form

(D) Clinical Work

Name:

Date:

Points to be considered:

1. Punctuality:
2. Regularity of attendance:
3. Quality of ward work (procedures):
4. Maintenance of case records:
5. Presentation of cases during rounds (approach):
6. Investigation work up:
7. Bedside manners:
8. Rapport with patients:
9. Rapport with colleagues:
10. Motivation for blood donation:
11. UG teaching (if applicable):
12. Counseling patient's relatives:
13. Management of emergencies:
14. Knowledge of Pediatrics as a subject:

Score **0** **1** **2** **3** **4**

Poor Below average Average Above average Very Good

Faculty members:

- 1.
- 2.
- 3.

Mean Score:

UNIVERSITY EXAMINATIONS AFTER SUCESSFUL COMPLETION OF 2 YEARS RESIDENCY

THEORY EXAMINATION EACH PAPER 100 MARKS – 3 HRS DURATION

Paper	Marks
Paper 1	Total 10 Questions of each 10 marks
Paper 2	Total 10 Questions of each 10 marks
Paper 3	Total 10 Questions of each 10 marks
Total	300 Marks

MINIMUM PASSING MARKS IN EACH HEAD 40% AND AGGREGATE: 50% IN ALL PAPERS

DCH THEORY PAPER

PAPER 1 – Basic sciences, neonatology General pediatrics 1 includes allergy, immunology, nutrition, growth and development, adolescent medicine, infectious disease

PAPER 2- General paediatrics 2 includes respiratory, haematology, oncology, metabolic, psychiatry, gastroenterology, hepatology, CVS

PAPER 3 – General pediatrics 3 includes CNS, endocrine, renal, ambulatory OPD pediatrics, emergencies , critical care pediatrics , community and social pediatrics , recent advances , miscellaneous

NOTE: THE DISTRIBUTION OF TOPICS IN PAPERS ARE SUGGESTIVE ONLY AND MAY OVERLAP AND CHANGE

PRACTICAL EXAMINATION

	DESCRIPTION	
LONG CASE	1 LONG CASE	100
SHORT CASES	2 SHORT CASES OF 50 MARKS EACH	100
VIVA	4 TABLE VIVA OF 25 MARKS EACH	100
TOTAL PRACTICAL		300

MINIMUM PASSING MARKS: 50% SEPARATE IN CLINICS AND VIVA